

# MOROCCANOIL®

## TECHNIQUE GUIDE



THE FUTURE IS  
COLORFUL







# CARE-INFUSED COLOR

---

DELIVERING VIBRANT,  
LONG-LASTING HAIRCOLOR  
WITH INTENSE SHINE.





**COLOR RHAPSODY**  
Permanent Cream Color

Achieve 100% grey coverage that's vibrant and true to tone. Leaves hair 72% more visibly shiny—for professional-level care that shows.

**KEY BENEFITS**

- Helps reduce damage caused by color service
- 72% increase in shine\*
- 96% of clients experience overall scalp comfort\*\*
- Over 9 weeks of salon-vibrant color\*\*\*



**COLOR INFUSION**  
Pure Color Mixer

Customize any haircolor to intensify, neutralize, or pastelize the results.

**KEY BENEFITS**

- Helps reduce damage caused by color service\*\*\*\*
- Improves shine and enhances color longevity\*\*\*\*



**COLOR RHAPSODY HIGH LIFT**  
Permanent Cream Color

High Lift delivers up to 5 levels of lift on natural hair levels 6 and higher, in 5 shades from warm to cool.

**KEY BENEFITS**

- Helps reduce damage caused by color service
- 72% increase in shine\*
- 96% of clients experience overall scalp comfort\*\*
- Over 9 weeks of salon-vibrant color\*\*\*



**BLONDE VOYAGE**  
Powder Lightener

High-performance, multi-purpose lightener delivers controlled and reliable lift of up to 9 levels. Powered by our BondCare + ArganID™ System that protects and nourishes the hair during the lightening service.

**KEY BENEFITS**

- Strengthens hair and reinforces bonds to help reduce damage and breakage
- Gentle, non-irritating formula



**COLOR CALYPSO**  
Demi-Permanent Gloss

Achieve unbeatable shine, color clarity, and lasting vibrancy in an easy-to-use, low-commitment formula.

**KEY BENEFITS**

- 56% more conditioned and manageable hair
- 67% increase in shine\*
- Helps maintain hair's integrity
- Over 9 weeks of salon-vibrant color\*\*\*



**BLONDE VOYAGE**  
Clay Lightener

Easy-to-use clay formula delivers precision application for all freehand techniques. Up to 8 levels of lift. Powered by our BondCare + ArganID™ System that protects and nourishes the hair during the lightening service.

**KEY BENEFITS**


- Strengthens hair and reinforces bonds to help reduce damage and breakage
- Contains Kaolin clay for a creamy consistency that spreads easily and stays in place for precision work

\*Average shine achieved based on shade selection. \*\*Based on color services performed on 45 clients. \*\*\*Based on an average of 3 hair washes per week. \*\*\*\*Based on Color Infusion being mixed with Color Rhapsody or Color Calypso haircolor.






# COPPER ROOT MELT



7.5/7Rv



8.4/8C

## FORMULA

### Formula A:

Color Calypso Demi Gloss 7.5/7Rv  
+ Gloss Activator; mixing ratio 1:1

### Formula B:

Color Calypso Demi Gloss 8.4/8C  
+ Gloss Activator; mixing ratio 1:1

---

## APPLICATION

Root Melt: Apply Formula A to regrowth area.

Mist length and ends with water.

Gently comb from regrowth through ends,  
melting Formula A into mid-lengths.

Apply Formula B to mid-length and ends,  
saturating completely.

Blend the formulas, combing from regrowth  
through ends.

Process up to 20 minutes.


BEFORE








# CHAMPAGNE BABY LIGHTS



10.3/10G



8.4/8C

## FORMULA

### Formula A:

Blonde Voyage Powder + 20 vol. Developer;  
mixing ratio 1:2

### Formula B:

Blonde Voyage Clay + 20 vol. Developer;  
mixing ratio 1:1.5

### Formula C:

Color Calypso Demi Gloss, 3 parts 10.3/10G  
+ 1 part 8.4/8C + Gloss Activator; mixing ratio 1:1

## APPLICATION

Full-Head Baby Lights: Foil using Formula A.

Balayage select pieces using Formula B.

Process until desired level of lift is achieved;  
do not exceed 50 minutes.

Shampoo and rinse. Apply Formula C.

Process up to 20 minutes.







# ROSÉ MELTED TEASY LIGHTS



10.24/10VC

## FORMULA

### Formula A:

Blonde Voyage Powder + 10 vol. Developer;  
mixing ratio 1:1.5

### Formula B:

Blonde Voyage Clay + 20 vol. Developer;  
mixing ratio 1:1.5

### Formula C:

Color Calypso Demi Gloss 10.24/10VC  
+ Gloss Activator; mixing ratio 1:1

## APPLICATION

Full-Head Teasy Lights: Foil using Formula A.

Balayage select pieces using Formula B.

Process until desired level of lightness is achieved;  
do not exceed 50 minutes.

Shampoo, rinse, and apply Formula C to the  
regrowth area.

Gently comb from regrowth to ends, melting  
Formula C to the ends.

Process up to 20 minutes.


BEFORE









# BUTTERY BALAYAGE




6.0/6N




6.3/6G




7.0/7N



9.13/9BG



9.0/9N



CLEAR

## FORMULA

### Formula A:

Color Calypso Demi Gloss, 3 parts 6.0/6N  
+ 1 part 6.3/6G + Gloss Activator; mixing ratio 1:1

### Formula B:

Blonde Voyage Powder + 10 vol. Developer;  
mixing ratio 1:2

### Formula C:

Color Calypso Demi Gloss, equal parts 7.0/7N  
+ 6.3/6G + Gloss Activator; mixing ratio 1:1

### Formula D:

Blonde Voyage Clay + 10 vol. Developer; mixing ratio 1:1.5

### Formula E:

Color Calypso Demi Gloss, 2 parts 9.13/9BG  
+ 1 part 9.0/9N + 1 part CLEAR + Gloss Activator;  
mixing ratio 1:1

## APPLICATION

Root Melt: Apply Formula A to regrowth area.

Mist length and ends with water.

Gently comb from regrowth to mid-lengths. At the hairline, apply back-to-back foil packets (2–3 depending on density), feather into Formula B.

Lowlight using Formula C.

Balayage using Formula D. Process until desired level of lightness is achieved; do not exceed 50 minutes.

Shampoo, rinse, and apply Formula E.

Process up to 20 minutes.

## BEFORE







8.21/8VB

# STEEL GREY

## FORMULA

- Formula A:**  
Blonde Voyage Powder + 30 vol. Developer;  
mixing ratio 1:1.5
- Formula B:**  
Pre-tone with Blonde Perfecting Purple Shampoo
- Formula C:**  
Color Calypso Demi Gloss 8.21/8VB  
+ Gloss Activator; mixing ratio 1:1

## APPLICATION

- Full Head Teasy Lights: Foil using Formula A.  
Process until desired level of lift is achieved;  
do not exceed 50 minutes.
- Rinse and pre-tone using Formula B for  
15 minutes.
- Rinse and apply Formula C.  
Process up to 20 minutes.


## BEFORE








# DARK CHOCOLATE GLOSS



4.2/4V



4.17/4BGr

## FORMULA

### Formula A:

Color Calypso Demi Gloss, equal parts  
4.2/4V + 4.17/4BGr + Gloss Activator;  
mixing ratio 1:1

---

## APPLICATION

Global Glossing: Apply Formula A from roots  
to ends.

Process 20 minutes.


## BEFORE









# WARM BALAYAGE




6.0/6N




6.3/6G



8.3/8G



8.4/8C



8.0/8N

## FORMULA

### Formula A:

Color Calypso Demi Gloss, equal parts 6.0/6N + 6.3/6G + Gloss Activator; mixing ratio 1:1

### Formula B:

Blonde Voyage Powder + 15 vol. Developer; mixing ratio 1:1.5

### Formula C:

Blonde Voyage Clay + 20 vol. Developer; mixing ratio 1:1.5

### Formula D:

Color Calypso Demi Gloss, 2 parts 8.3/8G + 1 part 8.4/8C + 1 part 8.0/8N + Gloss Activator; mixing ratio 1:1

## APPLICATION

Root Melt: Apply Formula A to regrowth area.

Mist length and ends with water. Gently comb from regrowth through ends, melting Formula A into mid-lengths.

Foil at the high crown area, applying Formula B from mid-length to ends; feather into Formula A.

Balayage using Formula C. Process until desired level of lightness is achieved; do not exceed 50 minutes.


Shampoo, rinse, and apply Formula D.

Process up to 20 minutes.

## BEFORE







10.21/10VB

# TEXTURED PLATINUM

## FORMULA

**Formula A:**  
Blonde Voyage Powder + 20 vol. Developer;  
mixing ratio 1:1.5

**Formula B:**  
Pre-tone with Blond Perfecting Purple Shampoo

**Formula C:**  
Color Calypso Demi Gloss 10.21/10VB  
+ Gloss Activator; mixing ratio 1:1

## APPLICATION

Global Blonding: Apply Formula A, 1 inch from the regrowth area to ends.

Mix a fresh batch of Formula A; apply to regrowth area.

Process until desired level of lightness is achieved;  
do not exceed 50 minutes.

Rinse and pre-tone using Formula B.

Process up to 10 minutes.

Rinse and apply Formula C.

Process up to 20 minutes.


BEFORE









# TEXTURED BALAYAGE




5.0/5N



5.46/5CR



6.6/6R



7.46/7CR

## FORMULA

### Formula A:

Color Calypso Demi Gloss, equal parts 5.0/5N + 5.46/5CR + Gloss Activator; mixing ratio 1:1

### Formula B:

Blonde Voyage Clay + 20 vol. Developer; mixing ratio 1:1.5

### Formula C:

Color Calypso Demi Gloss, equal parts 6.6/6R + 7.46/7CR + Gloss Activator; mixing ratio 1:1

## APPLICATION

Root Melt: Apply Formula A to regrowth area.

Mist length and ends with water.

Gently comb from regrowth through ends, melting Formula A into mid-lengths.

Balayage using Formula B. Process until desired level of lightness is achieved; do not exceed 50 minutes.

Shampoo, rinse, and apply Formula C.

Process up to 20 minutes.

## BEFORE





# MOROCCANOIL®

## PROFESSIONAL HAIRCOLOR

	GREY	GREEN	BLUE				VIOLET			NATURAL		YELLOW		ORANGE			RED			RED-VIOLET	COLOR RHAPSODY HIGH LIFT Permanent Cream Color		
10	.8/Gy 	.7/Gr 	.1/B 	.12/BV 	.13/BG 	.17/BGr 	.2/V 	.21/VB 	.24/VC 	.0/N 	.00/NN 	.3/G 	.34/GC 	.4/C 	.43/CG 	.46/CR 	.6/R 	.64/RC 	.65/RRv 	.5/Rv 	HL.0/N 	HL.1/B 	
9	10.8/10Gy 		10.1/10B 	10.12/10BV 	10.13/10BG 	10.2/10V 	10.21/10VB 	10.24/10VC 	10.0/10N 	10.3/10G 												HL.2/V 	HL.3/G 
8	9.8/9Gy 		9.1/9B 	9.13/9BG 	9.2/9V 	9.21/9VB 	9.0/9N 	9.3/9G 	9.34/9GC 	8.3/8G 	8.4/8C 	8.43/8CG 	8.6/8R 									HL.8/Gy 	
7			7.7/7Gr 		7.13/7BG 			7.21/7VB 		7.0/7N 	7.00/7NN 	7.3/7G 	7.34/7GC 	7.4/7C 		7.46/7CR 	7.6/7R 				7.5/7Rv 		
6	6.8/6Gy 	6.7/6Gr 	6.1/6B 	6.12/6BV 		6.17/6BGr 	6.2/6V 			6.0/6N 	6.00/6NN 	6.3/6G 		6.4/6C 	6.43/6CG 		6.6/6R 		6.65/6RRv 	6.5/6Rv 			
5		5.7/5Gr 			5.13/5BG 					5.0/5N 	5.00/5NN 	5.3/5G 	5.34/5GC 	5.4/5C 		5.46/5CR 	5.6/5R 			5.5/5Rv 			
4			4.1/4B 			4.17/4BGr 	4.2/4V 			4.0/4N 	4.00/4NN 	4.3/4G 		4.4/4C 			4.6/4R 	4.64/4RC 	4.65/4RRv 	4.5/4Rv 			
3										3.0/3N 													
2			2.1/2B 							2.0/2N 													
																					Clear		

COLOR RHAPSODY HIGH LIFT  
Permanent Cream Color

COLOR INFUSION  
Pure Color Mixers

● Color Rhapsody Permanent Cream Color ■ Color Calypso Demi-Permanent Color (Gloss or Cream)





Learn More at [MoroccanoilProfessionals.com](https://MoroccanoilProfessionals.com) or download the MoroccanOil Color Destination App from the app store.





[MoroccanoilProfessionals.com](http://MoroccanoilProfessionals.com)

@MoroccanoilPro #MOProfessional

#MoroccanoilColor