






FROSTED CHOCOLATE



4Ch/4.9



6Ch/6.9



8Ch/8.9

FORMULA

Formula A:

Blonde Voyage Powder Lightener + Oxidative Cream Developer 10 vol. in back, 15 vol. on sides, and 20 vol. in front; mixing ratio 1:1.5 to 1:2

Formula B:

Color Calypso Demi-Permanent Gloss 4Ch/4.9 = 6Ch/6.9 + Color Calypso Gloss Activator; mixing ratio 1:1

Formula C:

Color Calypso Demi-Permanent Gloss 8Ch/8.9 + Color Calypso Gloss Activator; mixing ratio 1:1

APPLICATION

Foilayage: Step 1: Apply Formula A, starting in the nape area and working toward the crown, using diffused diagonal back slices. Paint in a diagonal back pattern. Step 2: Tip-out technique: Take the hair between foils, heavily diffuse, then do a large weave and apply Formula A from mid-length to ends. Pro Tip: Doing tip-outs while working up the head allows each section to lift evenly and be rinsed together, without keeping the tip-out separate. Process for up to 50 minutes. Rinse. Follow with Color Care Shampoo and Conditioner.

Color Melt: Apply Formula B to the root area. Apply Formula C to the mid-length and ends. Blend by brushing through with a paddle brush. Use fingers to melt the colors together for a seamless transition. Process for up to 20 minutes.

BEFORE

